

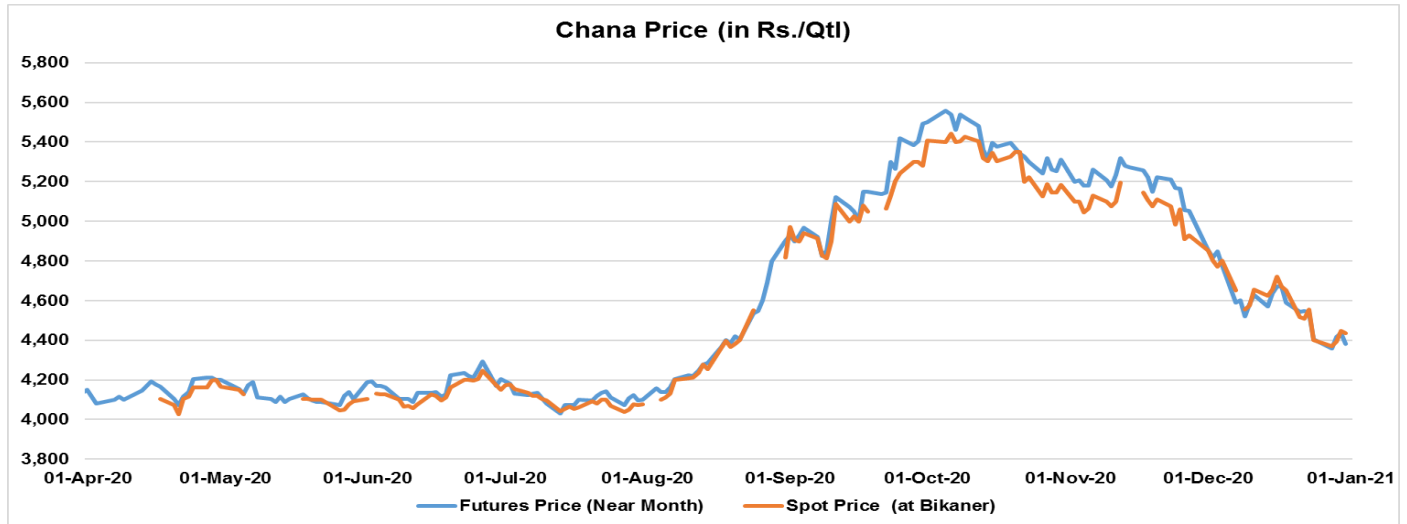


NICR

NCDEX Group Company

Chana Report
5 January 2021

Price Movement: NCDEX



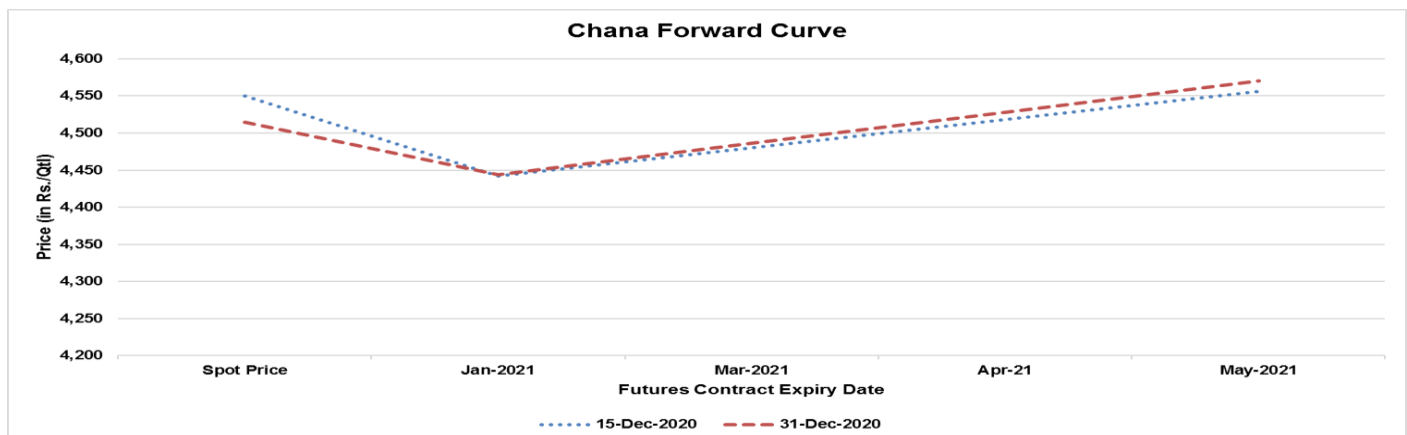
Attribute (Price in Rs./Qtl.)	31-Dec-20	15-Dec-20	% Change	31-Dec-19	% Change Y-O-Y
Futures Price (Near Month)	4,382	4,637	-5.5	4,495	3
Spot Price (at Bikaner)	4,436	4,656	-4.7	4,413	6

Futures Price on NCDEX

Expiry Date	Price (in Rs./Qtl)			Open Interest		
	31-Dec-20	15-Dec-20	% Chg.	31-Dec-20	15-Dec-20	% Chg.
20-Jan-21	4,382	4,747	-8	31640	46450	-32
19-Mar-21	4,465	4,702	-5	14930	2940	408
20-Apr-21	4,463	4,702	-5	520	-	-
20-May-21	4,497	4,702	-4	0	-	-

Futures Prices are of Ex Basis Center. (Bikaner)

Forward Curve Shift



** Forward curves as on December 15th and December 31st are included to show shift in curve with time.
(Source: NCDEX)

ARRIVAL STATE WISE

In the marketing year 2020-21 (Apr-Mar), total arrivals of Chana decreased 39% from the same in corresponding period a year ago.

State-Wise (Qty in MT)	This Year	Last Year	% Change from Last Year
	(01/04/2020-31/12/2020)	(01/04/2019-31/12/2019)	
Madhya Pradesh	583,695	1,272,786	-54
Rajasthan	266,931	329,882	-19
Maharashtra	217,308	282,816	-23
Uttar Pradesh	167,599	205,417	-18
Gujarat	133,454	172,219	-23
Karnataka	78,450	67,927	15
Chattisgarh	69,914	143,732	-51
Telangana	5,158	6,888	-25
West Bengal	5,150	8,170	-37
India	1,533,921	2,523,712	-39

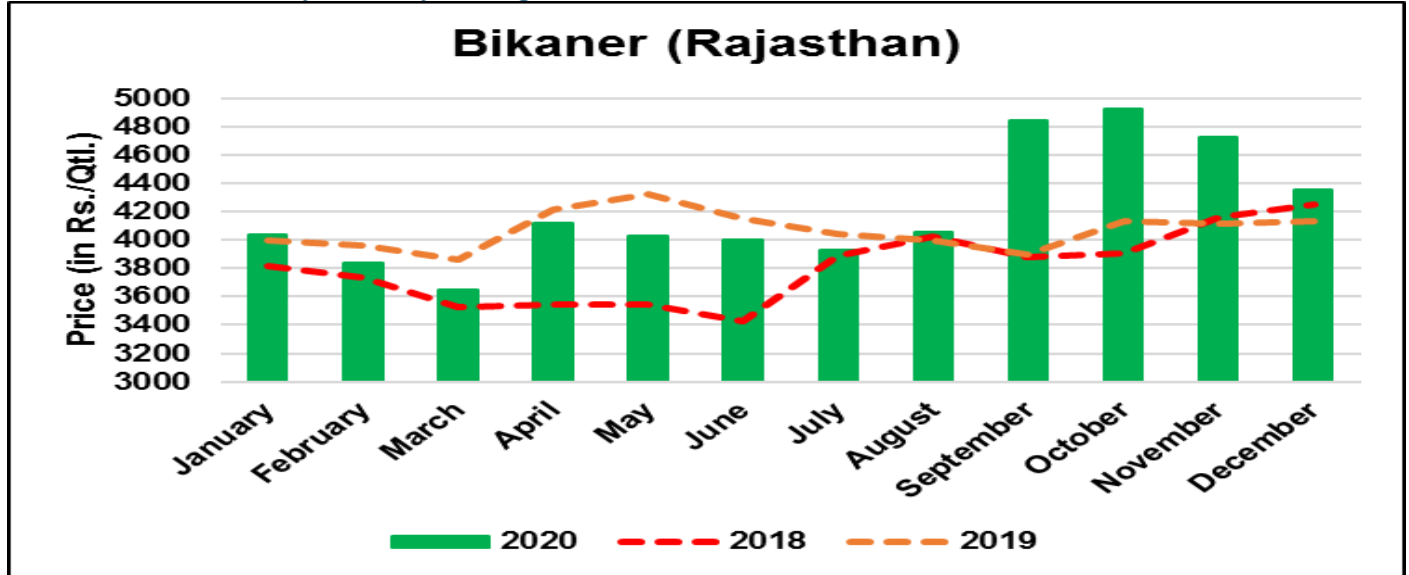
Source: Agmarknet

STOCK POSITION: NCDEX

As on January 4 ,2021

Location	Quantity (in MT)		
	Unencumbered	Valid Stock	In Process
		Pledged	
Bikaner	11,236	150	0
Jaipur	4,568	301	0
Total	15,804	451	0

Source: NCDEX

Chana Price Seasonality: Monthly Average Prices


Source: Agmarknet (Modal Prices)

Chana State-Wise Coverage (Area in Lakh ha)

State-Wise (Qty in MT)	This Year (2020-21)	Last Year (2019-20)	% Change from Last Year
Madhya Pradesh	25	27	-5
Rajasthan	21	21	-1
Maharashtra	22	18	22
Gujarat	8	3	129
India	106	100	6

Source: Ministry of Agriculture & Farmers Welfare

Major Media News:

- Government buying, speculations cause extreme swings in chana (Source – [Business Line](#))
- Genomics: Behind the science of making India's 'super chana' (Source – [Business Line](#))
- Farmers turn to NCDEX for price protection (Source – [Business Line](#))

Highlights:

- Chana sowing up 6% led by Gujarat with 129% rise, Maharashtra up 22%

Legends:

Rs./Qtl- Indian Rupees per Quintal or per 100 Kgs

MT: Metric Tonne

Learn more about NCDEX Institute of Commodity Markets and Research (NICR) at: <http://www.nicrindia.com>

Connect us on following

Address for Communication:

2nd Floor, Jeevan Vihar Building, 3 Parliament Street, New Delhi – 110001, India.

Tel: +91-11-66114848; Fax: +91-11-66114849; Toll Free No: 1800 26 62339

Email: admindelhi.nicr@ncdex.com ; helpdesk.nicr@ncdex.com

Registered Office:

Akruti Corporate Park, 1st Floor, Near G.E.Garden, L.B.S. Marg, Kanjurmarg (West),
Mumbai - 400 078. India

Tel: +91-22-66406789; Fax: +91-22-66406899; Toll Free No: 1800 26 62339

Email: askus@ncdex.com

Corporate Identity No. (CIN) of NICR is U74900MH2007NPLC174229.

Disclaimer

This Report is for general information of the recipients. The views and opinions expressed in this document may or may not match the views of the reader. It does not constitute a personal recommendation or take into account the particular investment objectives, financial situations, or other needs of the reader. This document is not intended to be and must not be taken as the basis for any investment or trading decision. It should be noted that the information contained herein is from publicly available data or other sources believed to be reliable. We are not soliciting any action based upon this material. Neither NICR, nor any person connected with it, accepts any liability arising from the use of this document.
