

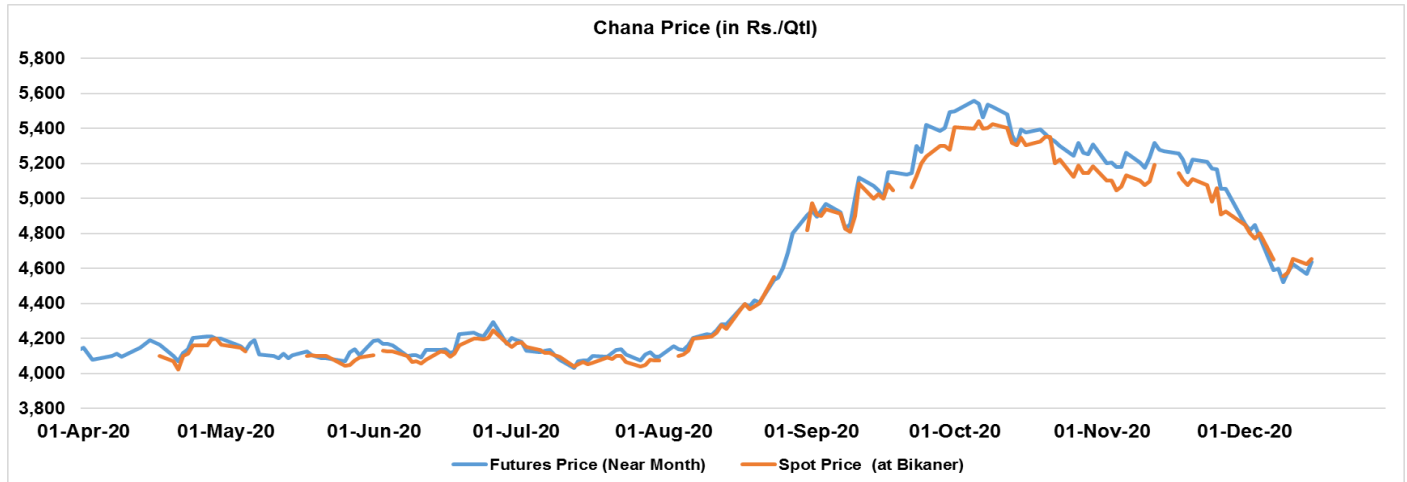


NICR

NCDEX Group Company

Chana Report
18 December 2020

Price Movement: NCDEX



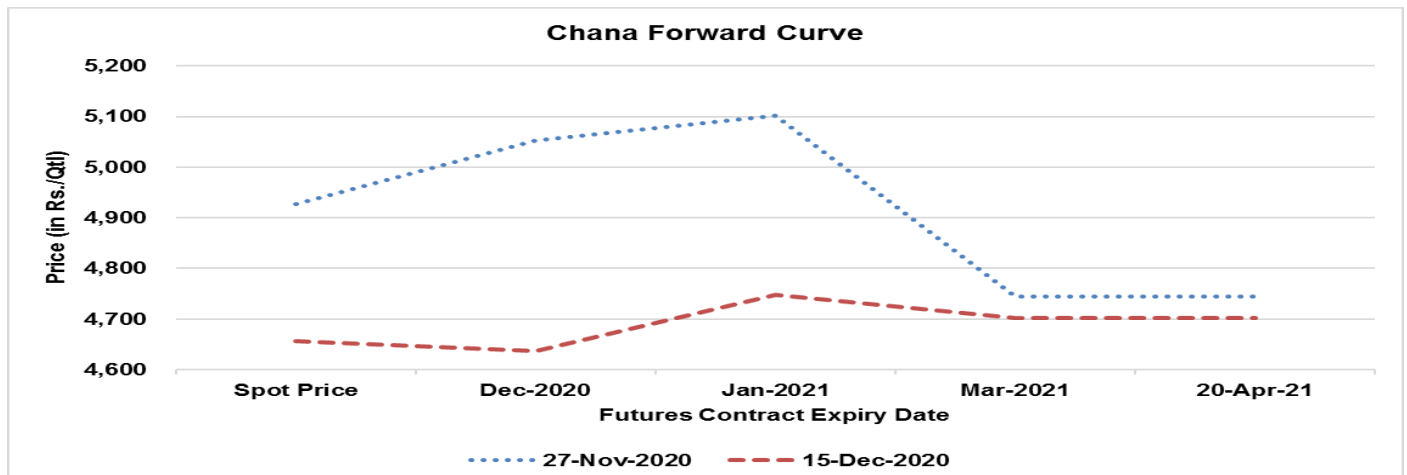
Attribute (Price in Rs./Qtl.)	15-Dec-20	27-Nov-20	% Change	16-Dec-19	% Change Y-O-Y
Futures Price (Near Month)	4,637	5,053	-8.2	4,379	15
Spot Price (at Bikaner)	4,656	4,928	-5.5	4,300	15

Futures Price on NCDEX

Expiry Date	Price (in Rs./Qtl)			Open Interest		
	15-Dec-20	27-Nov-20	% Chg.	15-Dec-20	27-Nov-20	% Chg.
18-Dec-20	4,637	5,053	-8	5680	39,680	-86
20-Jan-21	4,747	5,101	-7	46450	26,890	73
19-Mar-21	4,702	4,744	-1	2940	1,230	139
20-Apr-21	4,702	4,744	-1	-	-	-
20-May-21	4,702	-	-	-	-	-

Futures Prices are of Ex Basis Center. (Bikaner)

Forward Curve Shift



** Forward curves as on November 27th and December 15th are included to show shift in curve with time.
(Source: NCDEX)

ARRIVAL STATE WISE

In the marketing year 2020-21 (Apr-Mar), total arrivals of Chana decreased 39% from the same in corresponding period a year ago.

State-Wise (Qty in MT)	This Year	Last Year	% Change from Last Year
	01/04/2020-15/12/2020	01/04/2019-15/12/2019	
Madhya Pradesh	571,395	1,237,273	-54
Rajasthan	264,871	327,267	-19
Maharashtra	214,516	277,975	-23
Uttar Pradesh	160,606	196,671	-18
Gujarat	130,545	169,923	-23
Karnataka	77,199	63,905	21
Chattisgarh	67,116	140,062	-52
Telangana	5,158	6,880	-25
West Bengal	4,951	7,563	-35
India	1,502,413	2,459,630	-39

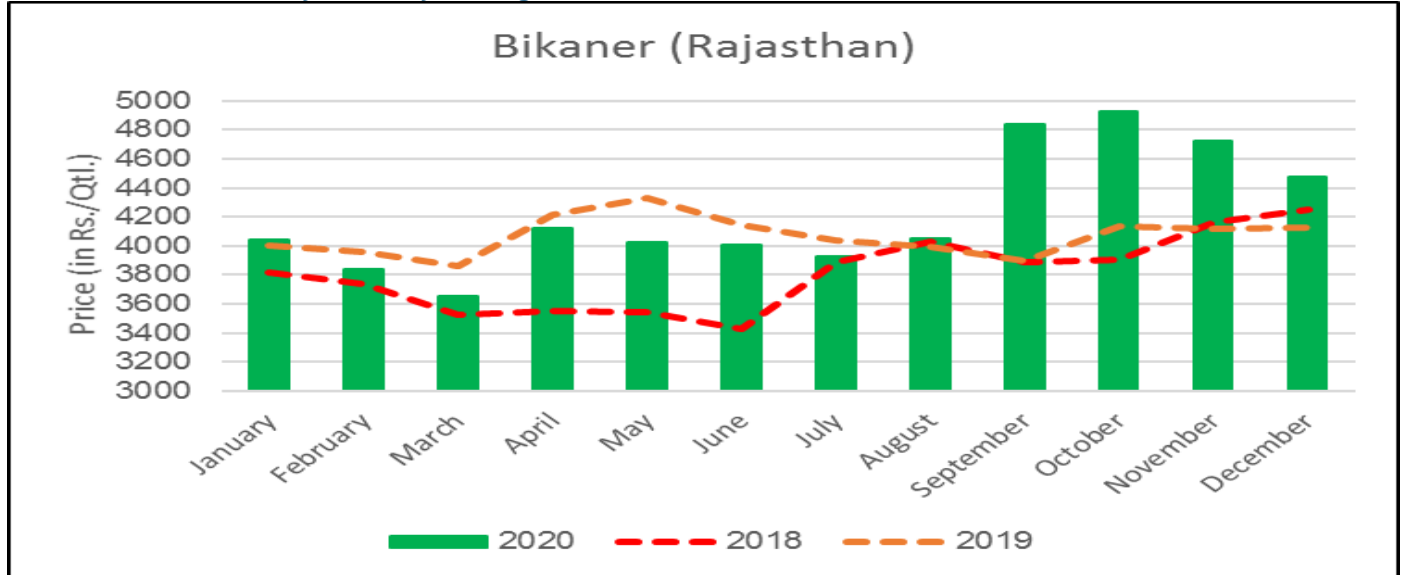
Source: Agmarknet

STOCK POSITION: NCDEX

As on December 16,2020

Location	Quantity (in MT)		
	Unencumbered	Valid Stock	In Process
		Pledged	
Bikaner	13,550	100	0
Jaipur	11,265	301	20
Total	24,815	401	20

Source: NCDEX

Chana Price Seasonality: Monthly Average Prices


Source: Agmarknet (Modal Prices) December 20 price is the Average price from December 1 to December 15,2020

Chana State-Wise Coverage (Area in Lakh ha)

State-Wise (Qty in MT)	This Year (2020-21)	Last Year (2019-20)	% Change from Last Year
Madhya Pradesh	25	26	-4
Rajasthan	20	20	-1
Maharashtra	19	13	43
India	98	89	10

Source: Ministry of Agriculture & Farmers Welfare

Major Media News:

- NCDEX Chana Supported, Traders Eye Retail Demand (Source – [Indiainfoline](#))
- Record sowing of gram in Gujarat (Source – [Indian Express](#))
- Chana dal and tur future prices fall below minimum support price (Source – [Economic Times](#))
- Chana sowing up 10% so far at 9.8 million ha (Min. of Agriculture)

Highlights:

- Chana sowing rises 10% so far at 9.8 million ha
- Chana arrivals fall 39% on year in a Apr 1-Dec 15, Madhya Pradesh arrivals down 54%

Legends:

Rs./Qtl- Indian Rupees per Quintal or per 100 Kgs

MT: Metric Tonne

Learn more about NCDEX Institute of Commodity Markets and Research (NICR) at: <http://www.nicrindia.com>

Connect us on following

Address for Communication:

2nd Floor, Jeevan Vihar Building, 3 Parliament Street, New Delhi – 110001, India.

Tel: +91-11-66114848; Fax: +91-11-66114849; Toll Free No: 1800 26 62339

Email: admindelhi.nicr@ncdex.com ; helpdesk.nicr@ncdex.com

Registered Office:

Akruti Corporate Park, 1st Floor, Near G.E.Garden, L.B.S. Marg, Kanjurmarg (West),
Mumbai - 400 078. India

Tel: +91-22-66406789; Fax: +91-22-66406899; Toll Free No: 1800 26 62339

Email: askus@ncdex.com

Corporate Identity No. (CIN) of NICR is U74900MH2007NPLC174229.

Disclaimer

This Report is for general information of the recipients. The views and opinions expressed in this document may or may not match the views of the reader. It does not constitute a personal recommendation or take into account the particular investment objectives, financial situations, or other needs of the reader. This document is not intended to be and must not be taken as the basis for any investment or trading decision. It should be noted that the information contained herein is from publicly available data or other sources believed to be reliable. We are not soliciting any action based upon this material. Neither NICR, nor any person connected with it, accepts any liability arising from the use of this document.
