

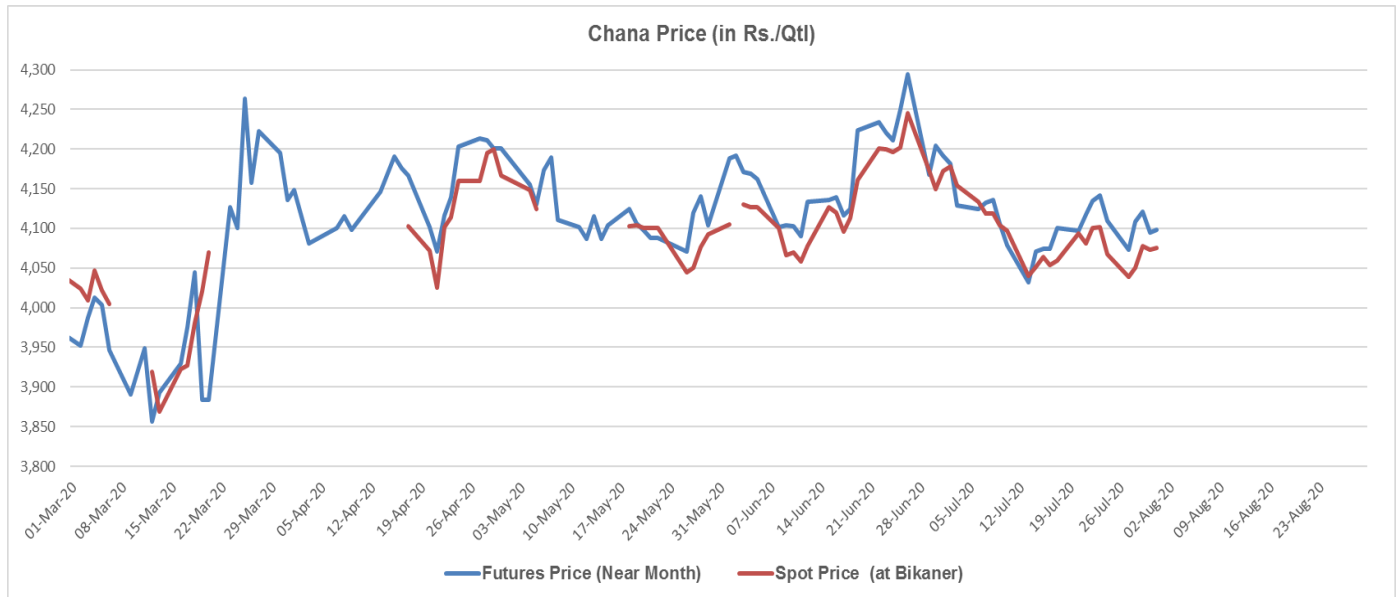


NICR

NCDEX Group Company

Chana Report
5 August 2020

Price Movement: NCDEX



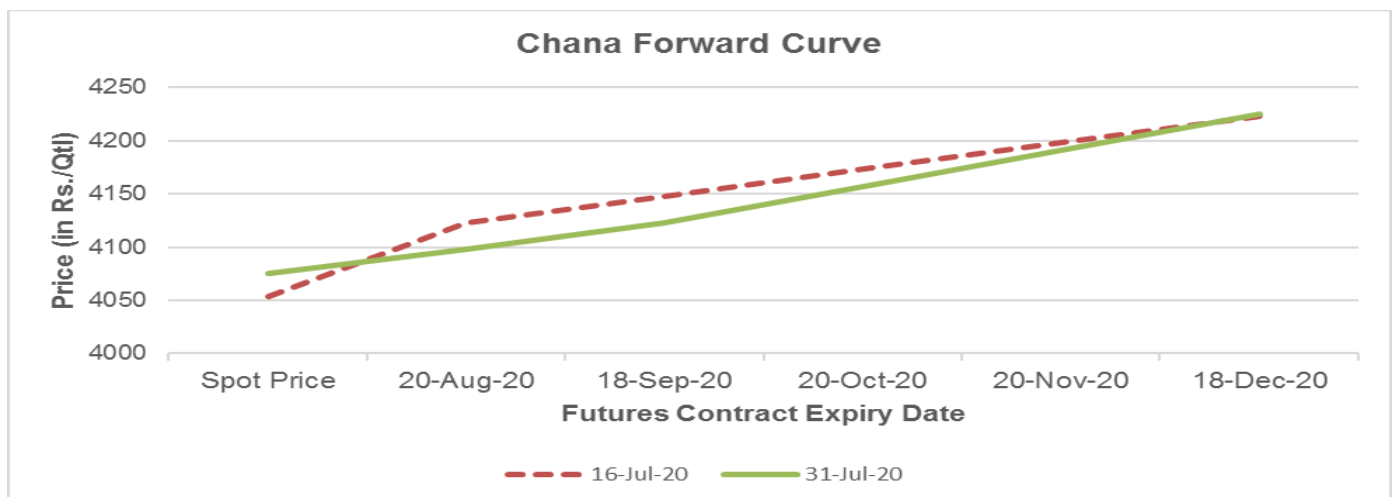
Attribute (Price in Rs./Qtl.)	31-Jul-20	16-Jul-20	% Change	31-Jul-19	% Change Y-O-Y
Futures Price (Near Month)	4,098	4,074	0.6	4,283	-5
Spot Price (at Bikaner)	4,075	4,053	0.5	4,241	-4

Futures Price on NCDEX

Expiry Date	Price (in Rs./Qtl)			Quantity Traded(Vol.)			Open Interest		
	31-Jul-20	16-Jul-20	% Chg.	31-Jul-20	16-Jul-20	% Chg.	31-Jul-20	16-Jul-20	% Chg.
20-Aug-20	4,098	4,123	-1	8,060	9,010	-11	44,770	78,660	-43
18-Sep-20	4,123	4,148	-1	5,440	2,170	151	54,890	15,420	256
20-Oct-20	4,157	-	-	830	-	-	1,770	-	-

Futures Prices are of Ex Basis Center. (Bikaner)

Forward Curve Shift



** Forward curves as on 16 Jul 2020, and as on 31 Jul 2020 are included to show shift in curve with time.
(Source: NCDEX)

CHANA PROCUREMENT UNDER PSS DURING RABI-20 SEASON

As per NAFED website, about 2.14 MMT of Chana has been procured during Rabi-20 season as on 5-Aug 2020. Following table illustrates the state wise quantity purchased:

State	Quantity Purchased (Tentative) (in MTs) as on				
	5-Aug-20	15-Jul-20	30-Jun-20	13-Jun-20	28-May-20
Andhra Pradesh	127,915	127,915	127,915	127,915	127,915
Karnataka	101,843	101,843	101,843	101,843	101,841
Rajasthan	615,717	615,667	594,380	404,674	216,571
Telangana	47,600	47,600	47,600	47,600	47,600
Maharashtra	370,719	370,719	301,775	236,357	131,520
Madhya Pradesh	706,314	706,314	704,369	658,234	232,290
Uttar Pradesh	38,498	38,498	33,976	17,840	7,714
Haryana	10,636	10,636	10,531	6,989	5,533
Gujarat	124,040	123,766	119,315	99,574	84,109
India	2,143,282	2,142,958	2,041,705	1,701,026	955,094

(source-NAFED)

ARRIVAL STATE WISE

In 2020-21 marketing year (Apr-Mar), decrease of 48% reported in total arrivals of Chana as compared to same corresponding period of previous year

State-Wise (Qty in MT)	This Year		Last Year	% Change from Last Year
	01/04/2020-31/07/2020	01/04/2019-31/07/2019		
Madhya Pradesh	406,548	883,542		-54
Rajasthan	186,946	290,908		-36
Uttar Pradesh	99,897	111,309		-10
Gujarat	88,652	155,128		-43
Karnataka	54,578	34,923		56
Maharashtra	50,782	212,286		-76
Chhattisgarh	40,036	103,929		-61
West Bengal	3,203	3,375		-5
Telangana	1,605	6,740		-76
Assam	1,256	8,762		-86
India	936,112	1,813,528		-48

Source: Agmarknet

In 2019-20 marketing year (Apr-Mar), decrease of 54% reported in total arrivals of Kabuli Chana as compared to same corresponding period of previous year

State-Wise (Qty in MT)	This Year		Last Year	% Change from Last Year
	01/04/2020-31/07/2020	01/04/2019-31/07/2019		
Madhya Pradesh	97,433	212,141		-54
India	99,784	218,157		-54

Source: Agmarknet

STOCK POSITION: NCDEX

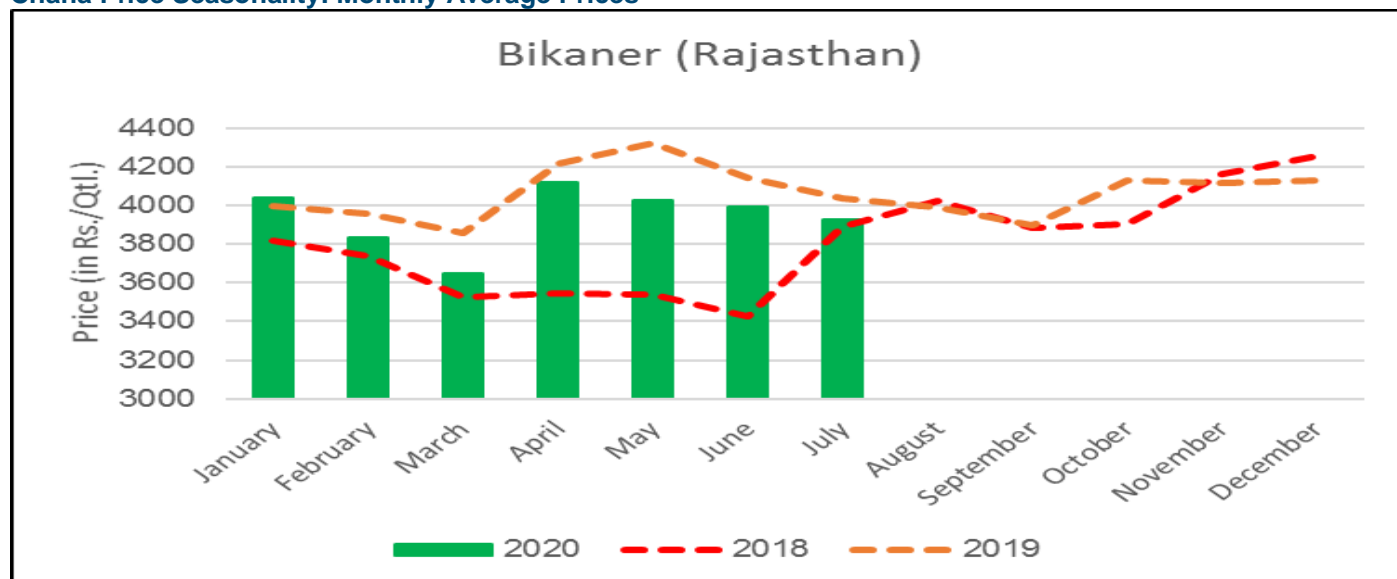
As on Jun 30,2020

Location	Quantity (in MT)		
	Valid Stock		In Process
	Unencumbered	Pledged	
Bikaner	15,967	30	222
Jaipur	52,781	40	253
Total	68,748	70	475

Source: NCDEX



Chana Price Seasonality: Monthly Average Prices



Source: Agmarknet (Modal Prices)

BALANCE SHEET

Marketing Year (April-March) (Qty. in Lakh Tonne)	2015-16	2016-17	2017-18	2018-19	2019-20	2020-21
Production	73.30	70.60	93.80	113.80	99.40 [^]	109.00 [^]
Import	10.31	10.81	9.81	1.86	3.71 ^{^^}	
Export	2.17	0.88	1.28	2.29	1.34 ^{^^}	

Production figures sourced from Ministry of Agriculture

[^]: As per Third Advance Estimate of Production for 2019-20 released on May 15, 2020

Import and Export figures are sourced from Ministry of Commerce using HS code 071320

^{^^}: 2019-20 Import and Export figures are for the period of Apr-Mar 2019-20

Major Media News:

- NCDEX to seek SEBI nod for options in goods for chana, guar, soybean (Source-[Cogencis](#))
- Pulse Update: Global demand turns to Northern Hemisphere (Source- [Grain Central](#))
- Pulse industry asks USDA to purchase excess stocks (Source-[Capital Press](#))
- Positive Trend likely in Short-term but Upside may Remain Limited in Longer Run (Source-[Krishi Jagran](#))

Legends:

Rs./Qtl- Indian Rupees per Quintal or per 100 Kgs

MT: Metric Tonne

Learn more about NCDEX Institute of Commodity Markets and Research (NICR) at: <http://www.nicrindia.com>

Connect us on following

Address for Communication:

2nd Floor, Jeevan Vihar Building, 3 Parliament Street, New Delhi – 110001, India.

Tel: +91-11-66114848; Fax: +91-11-66114849; Toll Free No: 1800 26 62339

Email: admindelhi.nicr@ncdex.com ; helpdesk.nicr@ncdex.com

Registered Office:

Akruti Corporate Park, 1st Floor, Near G.E.Garden, L.B.S. Marg, Kanjurmarg (West),

Mumbai - 400 078. India

Tel: +91-22-66406789; Fax: +91-22-66406899; Toll Free No: 1800 26 62339

Email: askus@ncdex.com

Corporate Identity No. (CIN) of NICR is U74900MH2007NPLC174229.

Disclaimer

This Report is for general information of the recipients. The views and opinions expressed in this document may or may not match the views of the reader. It does not constitute a personal recommendation or take into account the particular investment objectives, financial situations, or other needs of the reader. This document is not intended to be and must not be taken as the basis for any investment or trading decision. It should be noted that the information contained herein is from publicly available data or other sources believed to be reliable. We are not soliciting any action based upon this material. Neither NICR, nor any person connected with it, accepts any liability arising from the use of this document.
